



STEILACOOM, WA

[Click to view full report.](#)

CITY INFO

Population: **6,182**

Male
49%

Female
51%

Married
61%

Single
39%

City rating

This rating is a weighted average of commute time, crime rate, population, median salary, and more.



Overall value

This score adds annual household income and cost of living to the city rating.



Density (Population per mile²)

Compared to New York, Steilacoom has a very low population density. Steilacoom is perfect for those who like a quiet city.

2,981
STEILACOOM

27,441
NEW YORK

RESIDENCE

Air quality



Weather



Condition

56°F average temperature



32 years

Median home age

\$275,720

Median home price

-3.99%

Home appreciation rate

13.07%

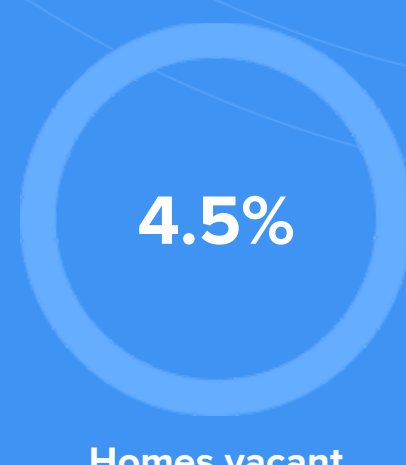
Annual property tax



Homes owned



Homes rented



Homes vacant

COMMUNITY

Religious diversity


80.7% Other

8.3% Catholic

4% Other Christian

3.8% Pentecostal

3.2% Mormon




Crime rate
(per 100,000)




2

Average age



40

Political majority



Democrat

LOCALE

Unemployment



Education

Student teacher ratio **1:33**



Occupation

17.6% Management, business, Art & Sciences

20.5% Sales & Office Occupations

13.8% Service Occupation

9.6% Production, transportation & Material Moving

5.9% Natural Resources, Construction & Maintenance



High school diploma



Some college or associates degree



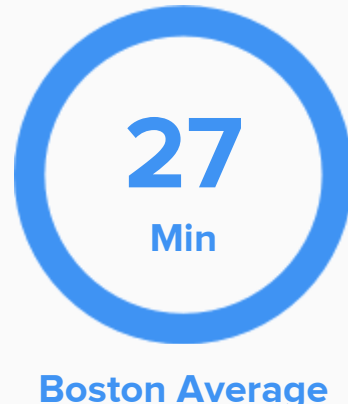
Bachelors degree



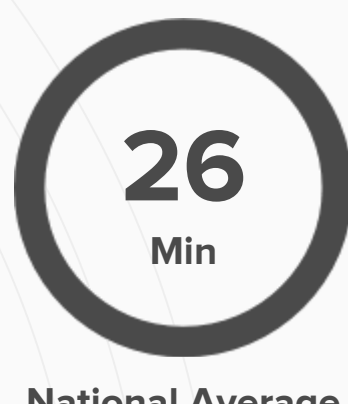
Graduate or professional degree

TRANSIT

Average commute time Daily breakdown: by transport type



Boston Average



National Average

