



# SHELBURNE, VT

[Click to view full report.](#)

## CITY INFO

Population: **7,116**

Male **48%**

Female **52%**

Married **65%**

Single **35%**

### City rating

This rating is a weighted average of commute time, crime rate, population, median salary, and more.



### Overall value

This score adds annual household income and cost of living to the city rating.



### Density (Population per mile<sup>2</sup>)

Compared to New York, Shelburne has a very low population density. Shelburne is perfect for those who like a quiet city.

**293**  
SHELBURNE

**27,441**  
NEW YORK

## RESIDENCE

### Air quality



### Weather



### Condition

**44°F** average temperature



**28 years**

Median home age

**\$301,360**

Median home price

**8.61%**

Home appreciation rate

**19.14%**

Annual property tax

**76.2%**

Homes owned

**19.3%**

Homes rented

**4.6%**

Homes vacant

## COMMUNITY

### Religious diversity


**68.5%** Other

**22%** Catholic

**6.1%** Other Christian

**1.7%** Jewish

**1.6%** Methodist




**Crime rate**  
(per 100,000)




**1**

**Average age**



**44**

**Political majority**



**Democrat**

## LOCALE

### Unemployment

**5%**

### Occupation

**20.8%** Management, business, Art & Sciences

**28%** Sales & Office Occupations


**12.7%** Service Occupation

**5.1%** Production, transportation & Material Moving

**3.6%** Natural Resources, Construction & Maintenance

### Education

Student teacher ratio **1:13**



**95%**

High school diploma

**8%**

Some college or associates degree

**33%**

Bachelors degree

**27%**

Graduate or professional degree

## TRANSIT

### Average commute time Daily breakdown: by transport type

**22**

Min

Boston Average

**26**

Min

National Average

**0%**



Public Transportation

**80%**



Car

**10%**



Carpool

**6%**



Work at Home