



# QUEENSBURY, NY

[Click to view full report.](#)

## CITY INFO

Population: **28,206**

**Male**  
48%

**Female**  
52%

**Married**  
65%

**Single**  
35%

### City rating

This rating is a weighted average of commute time, crime rate, population, median salary, and more.



### Overall value

This score adds annual household income and cost of living to the city rating.



### Density (Population per mile<sup>2</sup>)

Compared to New York, Queensbury has a very low population density. Queensbury is perfect for those who like a quiet city.

**448**

QUEENSBURY

**27,441**

NEW YORK

## RESIDENCE

### Air quality



● Best ● Average ● Bad

### Weather



### Condition

**46°F** average temperature



**27 years**

Median home age

**\$188,790**

Median home price

**-7.02%**

Home appreciation rate

**18.3%**

Annual property tax



Homes owned



Homes rented



Homes vacant

## COMMUNITY

### Religious diversity


**55.5%** Other

**35.3%** Catholic

**5.2%** Methodist

**2.7%** Presbyterian

**1.3%** Baptist



**Crime rate**  
(per 100,000)




**5**

**Average age**



**41**

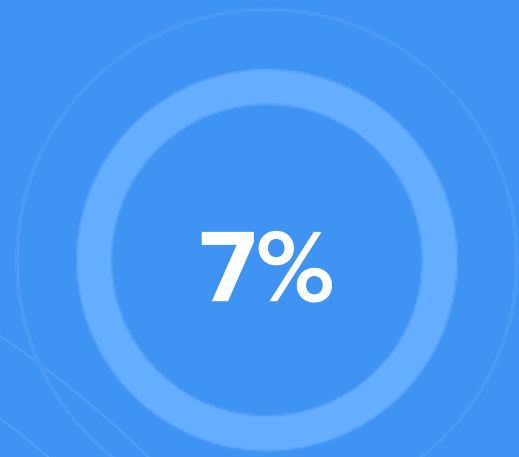
**Political majority**



**Democrat**

## LOCALE

### Unemployment



### Occupation

**15.2%** Management, business, Art & Sciences

**27.7%** Sales & Office Occupations


**14%** Service Occupation

**10.4%** Production, transportation & Material Moving

**8.3%** Natural Resources, Construction & Maintenance

### Education

Student teacher ratio **1:15**



**89%**

High school diploma

**11%**

Some college or associates degree

**17%**

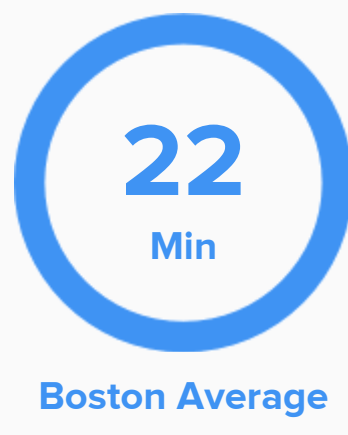
Bachelors degree

**13%**

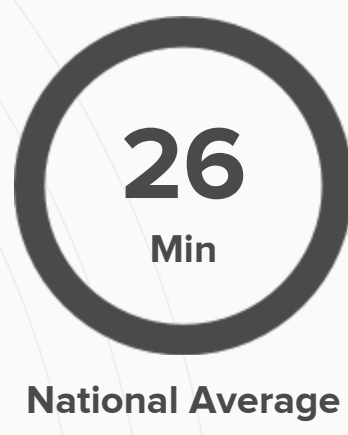
Graduate or professional degree

## TRANSIT

### Average commute time Daily breakdown: by transport type



Boston Average



National Average

