



PARKER, CO

[Click to view full report.](#)

CITY INFO

Population: **44,244**

Male
50%

Female
50%

Married
71%

Single
29%

City rating

This rating is a weighted average of commute time, crime rate, population, median salary, and more.



Overall value

This score adds annual household income and cost of living to the city rating.



Density (Population per mile²)

Compared to New York, Parker has a very low population density. Parker is perfect for those who like a quiet city.

3,034
PARKER

27,441
NEW YORK

RESIDENCE

Air quality



Weather



Condition

50°F average temperature



8 years

Median home age

\$276,110

Median home price

-4.46%

Median home age

8.28%

Annual property tax

83.2%

Homes owned

12.7%

Homes rented

4.2%

Homes vacant

COMMUNITY

Religious diversity


56.4% Other

16.7% Catholic

12.4% Other Christian

7.6% Lutheran

6.9% Methodist




Crime rate
(per 100,000)




2

Average age



32

Political majority



Republican

LOCALE

Unemployment

6%

Occupation

22.9% Management, business, Art & Sciences

31.4% Sales & Office Occupations

9% Service Occupation

5.5% Production, transportation & Material Moving

6.1% Natural Resources, Construction & Maintenance

Education

Student teacher ratio **1:17**



96%

High school diploma

8%

Some college or associates degree

32%

Bachelors degree

11%

Graduate or professional degree

TRANSIT

Average commute time Daily breakdown: by transport type

31

Min

Boston Average

26

Min

National Average

1%



Public Transportation

80%



Car

9%



Carpool

8%



Work at Home