



OSCEOLA, AR

[Click to view full report.](#)

CITY INFO

Population: **7,727**

Male
48%

Female
52%

Married
53%

Single
47%

City rating

This rating is a weighted average of commute time, crime rate, population, median salary, and more.



Overall value

This score adds annual household income and cost of living to the city rating.



Density (Population per mile²)

Compared to New York, Osceola has a very low population density. Osceola is perfect for those who like a quiet city.

989
OSCEOLA

27,441
NEW YORK

RESIDENCE

Air quality



Weather



Condition

59°F average temperature



36 years

Median home age

\$58,310

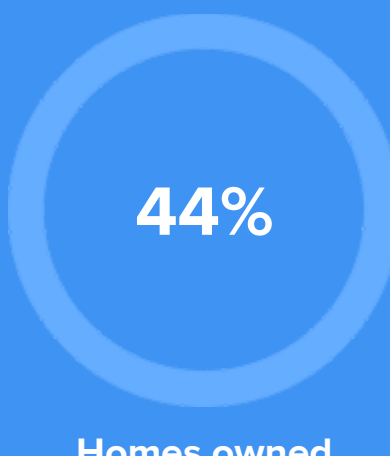
Median home price

-0.88%

Median home age

5.73%

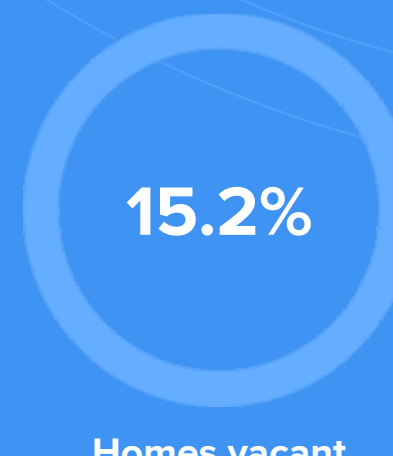
Annual property tax



Homes owned



Homes rented




Homes vacant

COMMUNITY

Religious diversity

- 46%** Baptist
- 40.6%** Other
- 5.1%** Pentecostal
- 4.2%** Methodist
- 4%** Other Christian




Crime rate
(per 100,000)




9

Average age



33

Political majority



Republican

LOCALE

Unemployment




Occupation

- 8.4%** Management, business, Art & Sciences
- 19.3%** Sales & Office Occupations
- 11.7%** Service Occupation
- 37.1%** Production, transportation & Material Moving
- 11%** Natural Resources, Construction & Maintenance

Education

Student teacher ratio **1:9**



High school diploma



Some college or associates degree



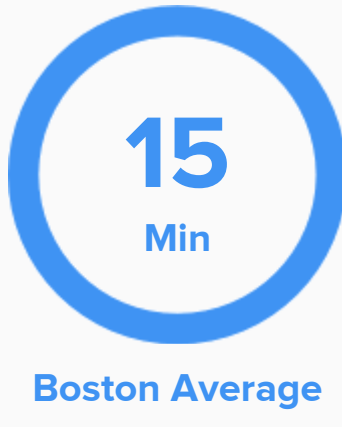
Bachelors degree



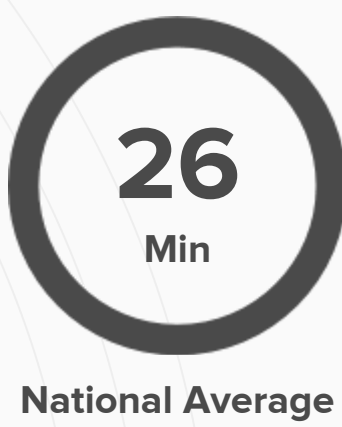
Graduate or professional degree

TRANSIT

Average commute time Daily breakdown: by transport type



Boston Average



National Average

