



OLYMPIA, WA

[Click to view full report.](#)

CITY INFO

Population: **45,567**

Male
48%

Female
52%

Married
50%

Single
50%

City rating

This rating is a weighted average of commute time, crime rate, population, median salary, and more.



Overall value

This score adds annual household income and cost of living to the city rating.



Density (Population per mile²)

Compared to New York, Olympia has a very low population density. Olympia is perfect for those who like a quiet city.

2,727
OLYMPIA

27,441
NEW YORK

RESIDENCE

Air quality



Weather



Condition

54°F average temperature



31 years

Median home age

\$251,960

Median home price

-3.48%

Home appreciation rate

12.74%

Annual property tax

47.4%

Homes owned

47.2%

Homes rented


5.4%

Homes vacant

COMMUNITY

Religious diversity

- 81%** Other
- 8.1%** Catholic
- 4.4%** Other Christian
- 3.4%** Pentecostal
- 3.2%** Mormon




Crime rate
(per 100,000)




4

Average age



38

Political majority



Democrat

LOCALE

Unemployment

6%

Occupation

- 15.3%** Management, business, Art & Sciences
- 27.4%** Sales & Office Occupations
- 15.3%** Service Occupation
- 7.9%** Production, transportation & Material Moving
- 6.5%** Natural Resources, Construction & Maintenance

Education

Student teacher ratio **1:20**



92%

High school diploma

7%

Some college or associates degree

25%

Bachelors degree

15%

Graduate or professional degree

TRANSIT

Average commute time Daily breakdown: by transport type

22
Min

Boston Average

26
Min

National Average

5%



Public Transportation

72%



Car

12%



Carpool

3%



Work at Home