



NORWALK, CA

[Click to view full report.](#)

CITY INFO

Population: **104,549**

Male **50%**

Female **50%**

Married **55%**

Single **45%**

City rating

This rating is a weighted average of commute time, crime rate, population, median salary, and more.



Overall value

This score adds annual household income and cost of living to the city rating.



Density (Population per mile²)

Compared to New York, Norwalk has a low population density. Norwalk is perfect for those who want to be in the city without constantly rubbing shoulders.

10,797

NORWALK

27,441

NEW YORK

RESIDENCE

Air quality



Weather



Condition

64°F average temperature



50 years

Median home age

\$258,590

Median home price

-14.15%

Median home age

7.73%

Annual property tax

63.8%

Homes owned

34.1%

Homes rented

2.1%

Homes vacant

COMMUNITY

Religious diversity


48.9% Other

40.8% Catholic

4.8% Jewish

3.4% Other Christian

2.1% Baptist




Crime rate
(per 100,000)




6

Average age



32

Political majority



Democrat

LOCALE

Unemployment

13%

Occupation

9.1% Management, business, Art & Sciences

30% Sales & Office Occupations

14.7% Service Occupation

23.4% Production, transportation & Material Moving

10.7% Natural Resources, Construction & Maintenance

Education

Student teacher ratio **1:25**



63%

High school diploma

6%

Some college or associates degree

8%

Bachelors degree

3%

Graduate or professional degree

TRANSIT

Average commute time Daily breakdown: by transport type

30

Min

Boston Average

26

Min

National Average

3%



Public Transportation

73%



Car

18%



Carpool

2%



Work at Home