



MOSS POINT, MS

[Click to view full report.](#)

CITY INFO

Population: **14,207**

Male
48%

Female
52%

Married
49%

Single
51%

City rating

This rating is a weighted average of commute time, crime rate, population, median salary, and more.



Overall value

This score adds annual household income and cost of living to the city rating.



Density (Population per mile²)

Compared to New York, Moss Point has a very low population density. Moss Point is perfect for those who like a quiet city.

568
MOSS POINT

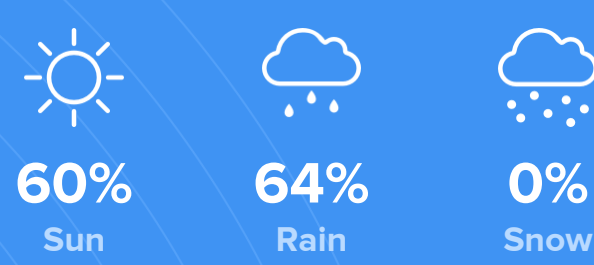
27,441
NEW YORK

RESIDENCE

Air quality



Weather



Condition

66°F average temperature

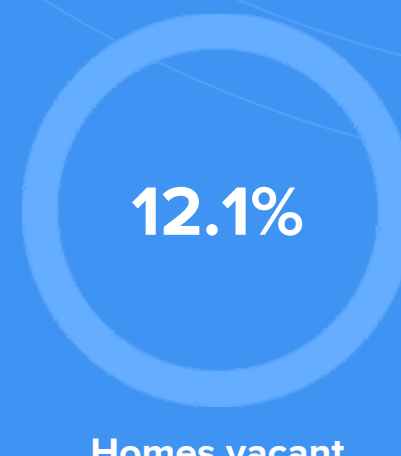
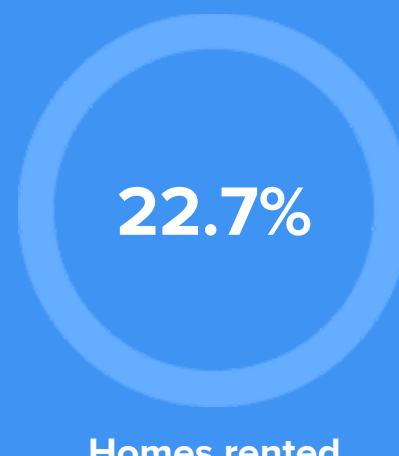
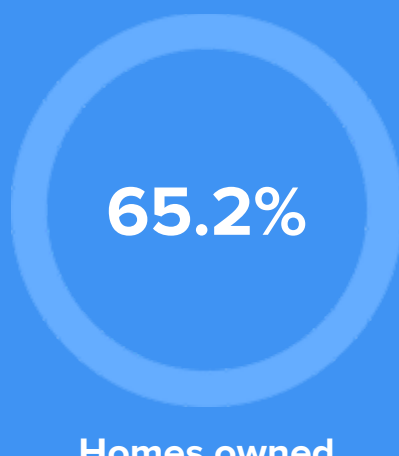


43 years
Median home age

\$81,580
Median home price

0.09%
Median home age

8.37%
Annual property tax



COMMUNITY

Religious diversity


- 53.3%** Other
- 26.3%** Baptist
- 11.9%** Catholic
- 5.5%** Methodist
- 2.9%** Pentecostal



Crime rate
(per 100,000)



Average age



Political majority



LOCALE

Unemployment



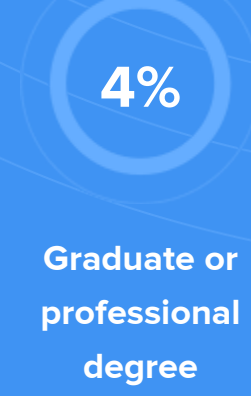

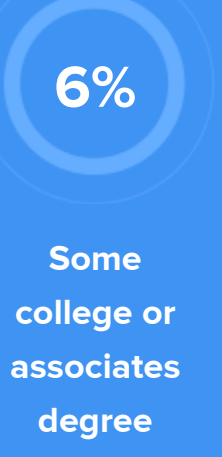

Education

Student teacher ratio **1:16**



Occupation

- 7.5%** Management, business, Art & Sciences
- 19.7%** Sales & Office Occupations
- 21.8%** Service Occupation
- 20.4%** Production, transportation & Material Moving
- 13.8%** Natural Resources, Construction & Maintenance



TRANSIT

Average commute time Daily breakdown: by transport type

