



KINGS PARK, NY

[Click to view full report.](#)

CITY INFO

Population: 16,024

Male
49%

Female
51%

Married
63%

Single
37%

City rating

This rating is a weighted average of commute time, crime rate, population, median salary, and more.



Overall value

This score adds annual household income and cost of living to the city rating.



Density (Population per mile²)

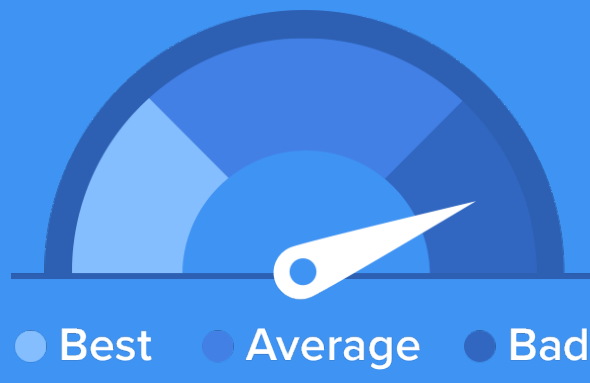
Compared to New York, Kings Park has a very low population density. Kings Park is perfect for those who like a quiet city.

2,720
KINGS PARK

27,441
NEW YORK

RESIDENCE

Air quality



Weather



Condition

53°F average temperature



43 years
Median home age

\$400,850
Median home price

-7.3%
Home appreciation rate

26.26%
Annual property tax

77.9%

Homes owned

20.4%

Homes rented

1.7%

Homes vacant

COMMUNITY

Religious diversity


50.9% Catholic

39.4% Other

6.3% Jewish

2.1% Lutheran

1.4% Other Christian




Crime rate
(per 100,000)




4

Average age



40

Political majority



Democrat

LOCALE

Unemployment

7%

Occupation

14.2% Management, business, Art & Sciences

27.9% Sales & Office Occupations

17% Service Occupation

5.9% Production, transportation & Material Moving

10.1% Natural Resources, Construction & Maintenance

Education

Student teacher ratio **1:14**



88%

High school diploma

9%

Some college or associates degree

17%

Bachelors degree

11%

Graduate or professional degree

TRANSIT

Average commute time Daily breakdown: by transport type

36
Min

Boston Average

26
Min

National Average

7%



Public Transportation

80%



Car

8%



Carpool

3%



Work at Home