



# KINGS MOUNTAIN, NC

[Click to view full report.](#)

## CITY INFO

Population: **10,406**

**Male**  
46%

**Female**  
54%

**Married**  
60%

**Single**  
40%

### City rating

This rating is a weighted average of commute time, crime rate, population, median salary, and more.



### Overall value

This score adds annual household income and cost of living to the city rating.



### Density (Population per mile<sup>2</sup>)

Compared to New York, Kings Mountain has a very low population density. Kings Mountain is perfect for those who like a quiet city.

**1,275**  
KINGS MOUNTAIN

**27,441**  
NEW YORK

## RESIDENCE

### Air quality



### Weather



### Condition

61°F average temperature



**37 years**

Median home age

**\$108,900**

Median home price

**-4%**

Median home age

**7.99%**

Annual property tax

**58.7%**

Homes owned

**33.7%**

Homes rented


**7.6%**

Homes vacant

## COMMUNITY

### Religious diversity

- 45.6% Baptist
- 43.2% Other
- 7.4% Methodist
- 2% Pentecostal
- 1.7% Presbyterian




**Crime rate**  
(per 100,000)




**6**

**Average age**



**40**

**Political majority**



**Republican**

## LOCALE

### Unemployment

**15%**

### Occupation

- 8.9% Management, business, Art & Sciences
- 22.6% Sales & Office Occupations
- 12.3% Service Occupation
- 33.7% Production, transportation & Material Moving
- 9.6% Natural Resources, Construction & Maintenance

### Education

Student teacher ratio **1:14**



**70%**

High school diploma

**7%**

Some college or associates degree

**9%**

Bachelors degree

**3%**

Graduate or professional degree

## TRANSIT

### Average commute time Daily breakdown: by transport type

**24**  
Min

Boston Average

**26**  
Min

National Average

**0%**



Public Transportation

**85%**



Car

**11%**



Carpool

**2%**



Work at Home