



HOOPER, UT

[Click to view full report.](#)

CITY INFO

Population: 5,738

Male
51%

Female
49%

Married
66%

Single
34%

City rating

This rating is a weighted average of commute time, crime rate, population, median salary, and more.



Overall value

This score adds annual household income and cost of living to the city rating.



Density (Population per mile²)

Compared to New York, Hooper has a very low population density. Hooper is perfect for those who like a quiet city.

497

HOOPER

27,441

NEW YORK

RESIDENCE

Air quality



Weather



Condition

55°F average temperature



19 years

Median home age

\$234,630

Median home price

-4.48%

Home appreciation rate

7.09%

Annual property tax

91.3%

Homes owned

5.6%

Homes rented

3.1%

Homes vacant

COMMUNITY

Religious diversity


57.9% Mormon

34.2% Other

5.8% Catholic

1.2% Baptist

1% Pentecostal




Crime rate
(per 100,000)




4

Average age



32

Political majority



Republican

LOCALE

Unemployment

7%

Occupation

15.8% Management, business, Art & Sciences

25.1% Sales & Office Occupations

9.7% Service Occupation

12.1% Production, transportation & Material Moving

18.5% Natural Resources, Construction & Maintenance

Education

Student teacher ratio **1:22**



91%

High school diploma

11%

Some college or associates degree

12%

Bachelors degree

5%

Graduate or professional degree

TRANSIT

Average commute time Daily breakdown: by transport type

29

Min

Boston Average

26

Min

National Average

1%



Public Transportation

81%



Car

14%



Carpool

4%



Work at Home