



# HOMEWOOD, IL

[Click to view full report.](#)

## CITY INFO

**Population:** 18,715

**Male**  
47%

**Female**  
53%

**Married**  
60%

**Single**  
40%

### City rating

This rating is a weighted average of commute time, crime rate, population, median salary, and more.



### Overall value

This score adds annual household income and cost of living to the city rating.



### Density (Population per mile<sup>2</sup>)

Compared to New York, Homewood has a very low population density. Homewood is perfect for those who like a quiet city.

**3,596**  
HOMEWOOD

**27,441**  
NEW YORK

## RESIDENCE

### Air quality



### Weather



### Condition

**49°F** average temperature



**45 years**  
Median home age

**\$144,540**  
Median home price

**-10.59%**  
Median home age

**16.1%**  
Annual property tax

**80.4%**

Homes owned

**14.1%**

Homes rented

**5.5%**

Homes vacant

## COMMUNITY

### Religious diversity


**49.9%** Other

**39.3%** Catholic

**5%** Other Christian

**3.7%** Jewish

**2.1%** Islam




**Crime rate**  
(per 100,000)




**4**

**Average age**



**41**

**Political majority**



**Democrat**

## LOCALE

### Unemployment

**11%**

### Occupation

**17%** Management, business, Art & Sciences

**27.5%** Sales & Office Occupations

**8.8%** Service Occupation

**7%** Production, transportation & Material Moving

**7.7%** Natural Resources, Construction & Maintenance

### Education

Student teacher ratio **1:14**



**93%**

High school diploma

**9%**

Some college or associates degree

**25%**

Bachelors degree

**16%**

Graduate or professional degree

## TRANSIT

### Average commute time Daily breakdown: by transport type

**36**  
Min

Boston Average

**26**  
Min

National Average

**16%**



Public Transportation

**71%**



Car

**8%**



Carpool

**4%**



Work at Home