



HARVARD, IL

[Click to view full report.](#)

CITY INFO

Population: 9,525

Male
52%

Female
48%

Married
60%

Single
40%

City rating

This rating is a weighted average of commute time, crime rate, population, median salary, and more.



Overall value

This score adds annual household income and cost of living to the city rating.



Density (Population per mile²)

Compared to New York, Harvard has a very low population density. Harvard is perfect for those who like a quiet city.

1,785
HARVARD

27,441
NEW YORK

RESIDENCE

Air quality



Weather



Condition

48°F average temperature

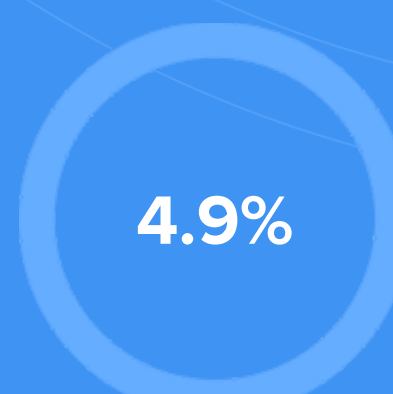
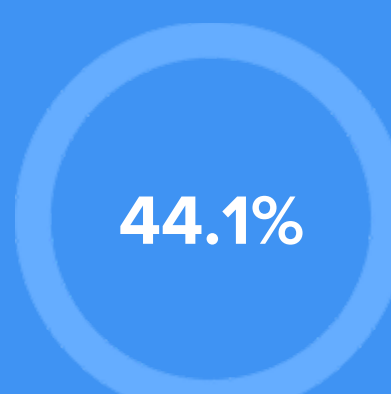
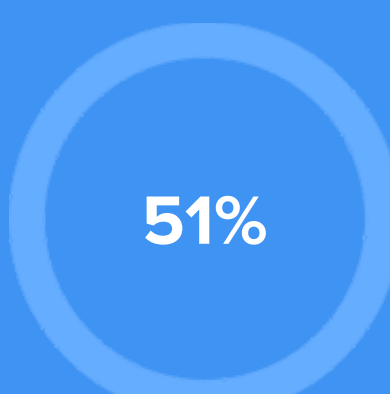


39 years
Median home age

\$102,760
Median home price

-20.43%
Median home age

19.7%
Annual property tax



COMMUNITY

Religious diversity

56.6% Other

30% Catholic

7.8% Lutheran

3.6% Other Christian

2% Methodist




Crime rate
(per 100,000)




5

Average age



31

Political majority



Democrat

LOCALE

Unemployment

10%

Occupation

6.1% Management, business, Art & Sciences

19.1% Sales & Office Occupations

17% Service Occupation

30.7% Production, transportation & Material Moving

12.2% Natural Resources, Construction & Maintenance

Education

Student teacher ratio **1:19**



69%

High school diploma

6%

Some college or associates degree

9%

Bachelors degree

5%

Graduate or professional degree

TRANSIT

Average commute time Daily breakdown: by transport type

