



GUNNISON, CO

[Click to view full report.](#)

CITY INFO

Population: 5,301

Male
54%

Female
46%

Married
34%

Single
66%

City rating

This rating is a weighted average of commute time, crime rate, population, median salary, and more.



Overall value

This score adds annual household income and cost of living to the city rating.



Density (Population per mile²)

Compared to New York, Gunnison has a very low population density. Gunnison is perfect for those who like a quiet city.

1,651
GUNNISON

27,441
NEW YORK

RESIDENCE

Air quality



Weather



Condition

37°F average temperature



35 years

Median home age

\$225,920

Median home price

-10.07%

Median home age

4.53%

Annual property tax

38.6%

Homes owned

52.4%

Homes rented

9.1%

Homes vacant

COMMUNITY

Religious diversity


56.4% Other

16.7% Catholic

12.4% Other Christian

7.6% Lutheran

6.9% Methodist




Crime rate
(per 100,000)




5

Average age



27

Political majority



Democrat

LOCALE

Unemployment

5%

Occupation

12.5% Management, business, Art & Sciences

25.8% Sales & Office Occupations


22% Service Occupation

4.8% Production, transportation & Material Moving

13.7% Natural Resources, Construction & Maintenance

Education

Student teacher ratio **1:14**



90%

High school diploma

3%

Some college or associates degree

27%

Bachelors degree

11%

Graduate or professional degree

TRANSIT

Average commute time Daily breakdown: by transport type

16
Min

Boston Average

26
Min

National Average

1% Public Transportation

52% Car

18% Carpool

6% Work at Home