



BELPRE, OH

[Click to view full report.](#)

CITY INFO

Population: **6,407**

Male
46%

Female
54%

Married
56%

Single
44%

City rating

This rating is a weighted average of commute time, crime rate, population, median salary, and more.



Overall value

This score adds annual household income and cost of living to the city rating.



Density (Population per mile²)

Compared to New York, Belpre has a very low population density. Belpre is perfect for those who like a quiet city.

1,818

BELPRE

27,441

NEW YORK

RESIDENCE

Air quality



● Best ● Average ● Bad

Weather



Condition

55°F average temperature



42 years

Median home age

\$90,980

Median home price

-1.02%

Home appreciation rate

9.08%

Annual property tax

61%

Homes owned

31.7%

Homes rented

7.4%

Homes vacant

COMMUNITY

Religious diversity


67.6% Other

10.7% Other Christian

7.9% Catholic

7.6% Baptist

6.3% Methodist




Crime rate
(per 100,000)




2

Average age



43

Political majority



Republican

LOCALE

Unemployment

9%

Occupation

10.8% Management, business, Art & Sciences

32.5% Sales & Office Occupations

15.4% Service Occupation

17% Production, transportation & Material Moving

7.9% Natural Resources, Construction & Maintenance

Education

Student teacher ratio **1:16**



83%

High school diploma

7%

Some college or associates degree

9%

Bachelors degree

4%

Graduate or professional degree

TRANSIT

Average commute time Daily breakdown: by transport type

19

Min

Boston Average

26

Min

National Average

0%



Public Transportation

89%



Car

6%



Carpool

2%



Work at Home