



BEL AIR, MD

[Click to view full report.](#)

CITY INFO

Population: **10,197**

Male
49%

Female
51%

Married
58%

Single
42%

City rating

This rating is a weighted average of commute time, crime rate, population, median salary, and more.



Overall value

This score adds annual household income and cost of living to the city rating.



Density (Population per mile²)

Compared to New York, Bel Air has a very low population density. Bel Air is perfect for those who like a quiet city.

3,625
BEL AIR

27,441
NEW YORK

RESIDENCE

Air quality



Weather



Condition

55°F average temperature



33 years

Median home age

\$201,960

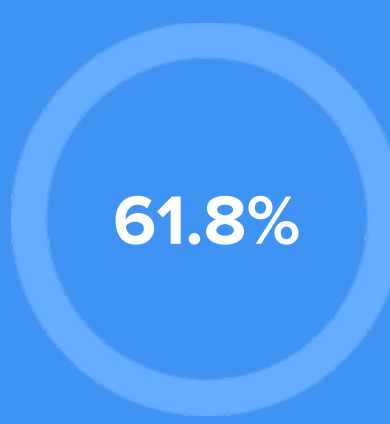
Median home price

-6.12%

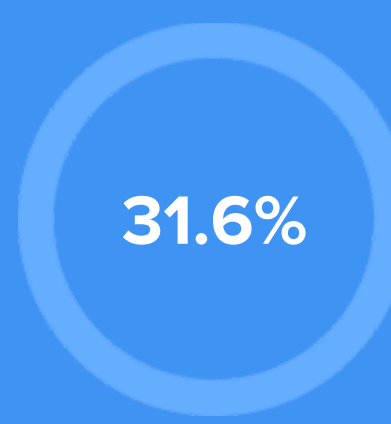
Median home age

10.49%

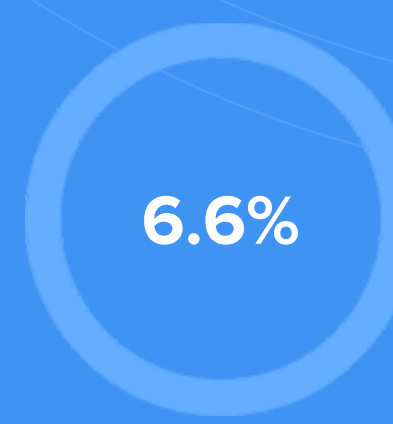
Annual property tax



Homes owned



Homes rented



Homes vacant

COMMUNITY

Religious diversity

58.3% Other

31.2% Catholic

4.3% Methodist

3.1% Lutheran

3.1% Baptist




Crime rate
(per 100,000)




7

Average age



41

Political majority



Republican

LOCALE

Unemployment

7%

Occupation

13.2% Management, business, Art & Sciences

30% Sales & Office Occupations

14.8% Service Occupation

8.1% Production, transportation & Material Moving

8.7% Natural Resources, Construction & Maintenance

Education

Student teacher ratio **1:14**



89%

High school diploma

7%

Some college or associates degree

20%


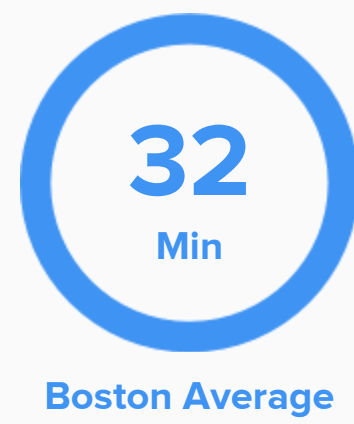
Bachelors degree

11%

Graduate or professional degree

TRANSIT

Average commute time Daily breakdown: by transport type



1% Public Transportation

85% Car

9% Carpool

2% Work at Home