



# AMSTERDAM, NY

[Click to view full report.](#)

## CITY INFO

Population: **17,451**

**Male**  
47%

**Female**  
53%

**Married**  
49%

**Single**  
51%

### City rating

This rating is a weighted average of commute time, crime rate, population, median salary, and more.



### Overall value

This score adds annual household income and cost of living to the city rating.



### Density (Population per mile<sup>2</sup>)

Compared to New York, Amsterdam has a very low population density. Amsterdam is perfect for those who like a quiet city.

**2,934**  
AMSTERDAM

**27,441**  
NEW YORK

## RESIDENCE

### Air quality



### Weather



### Condition

**46°F** average temperature



**467 years**  
Median home age

**\$84,840**  
Median home price

**-6.95%**  
Median home age

**29.08%**  
Annual property tax

**44.4%**

Homes owned

**41.6%**

Homes rented

**14%**

Homes vacant

## COMMUNITY

### Religious diversity


**47.7%** Catholic

**35.6%** Other

**8.2%** Other Christian

**5.5%** Lutheran

**3%** Methodist




**Crime rate**  
(per 100,000)




**6**

**Average age**



**39**

**Political majority**



**Republican**

## LOCALE

### Unemployment

**9%**

### Occupation

**9.6%** Management, business, Art & Sciences

**27.7%** Sales & Office Occupations

**16.1%** Service Occupation

**19.6%** Production, transportation & Material Moving

**7.1%** Natural Resources, Construction & Maintenance

### Education

Student teacher ratio **1:14**



**76%**

High school diploma

**9%**

Some college or associates degree

**9%**

Bachelors degree

**6%**

Graduate or professional degree

## TRANSIT

### Average commute time Daily breakdown: by transport type

**23**  
Min

Boston Average

**26**  
Min

National Average

**5%**



Public Transportation

**76%**



Car

**12%**



Carpool

**2%**



Work at Home