



# ALTOONA, PA

[Click to view full report.](#)

## CITY INFO

Population: **46,062**

**Male**  
47%

**Female**  
53%

**Married**  
52%

**Single**  
49%

### City rating

This rating is a weighted average of commute time, crime rate, population, median salary, and more.



### Overall value

This score adds annual household income and cost of living to the city rating.



### Density (Population per mile<sup>2</sup>)

Compared to New York, Altoona has a low population density. Altoona is perfect for those who want to be in the city without constantly rubbing shoulders.

**4,716**  
ALTOONA

**27,441**  
NEW YORK

## RESIDENCE

### Air quality



### Weather



### Condition

**49°F** average temperature



**202 years**

Median home age

**\$77,020**

Median home price

**6.95%**

Home appreciation rate

**11.71%**

Annual property tax

**60.3%**

Homes owned

**30.5%**

Homes rented

**9.3%**

Homes vacant

## COMMUNITY

### Religious diversity


**51.9%** Other

**25%** Catholic

**10.2%** Other Christian

**6.6%** Methodist

**6.3%** Lutheran




**Crime rate**  
(per 100,000)




**6**

**Average age**



**39**

**Political majority**



**Republican**

## LOCALE

### Unemployment

**9%**

### Occupation

**7.7%** Management, business, Art & Sciences

**28.8%** Sales & Office Occupations

**19.8%** Service Occupation

**16.7%** Production, transportation & Material Moving

**10.3%** Natural Resources, Construction & Maintenance

### Education

Student teacher ratio **1:16**



**82%**

High school diploma

**6%**

Some college or associates degree

**8%**

Bachelors degree

**4%**

Graduate or professional degree

## TRANSIT

### Average commute time Daily breakdown: by transport type

**19**

Min

Boston Average

**26**

Min

National Average

**1%**



Public Transportation

**80%**



Car

**13%**



Carpool

**1%**



Work at Home